



KINGSTON

Manufacturing reliable industrial valves for industry since 1908.

119CSS

Kingston Safety Valve

Model 119CSS

ASME Code High Flow Safety Valve
Brass, Stainless Steel Ball



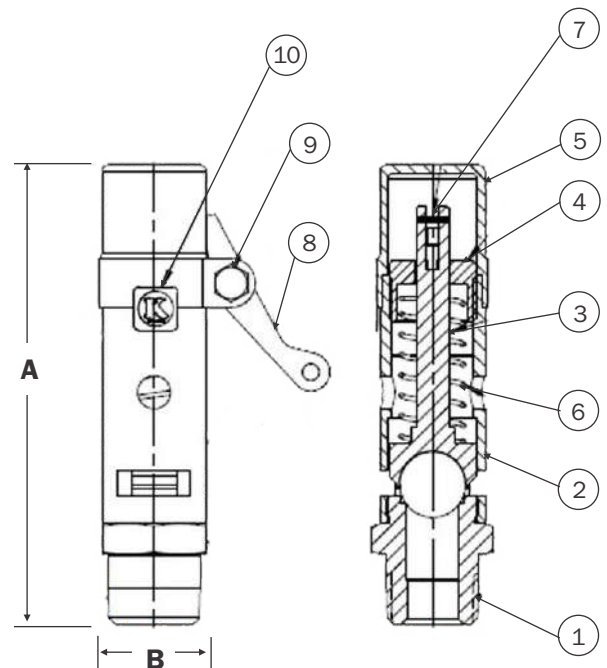
Features

- High Flow Capacity
- Precision Machined Hard Seat
- Stainless Steel Ball & Spring
- Lever for Manual Testing
- ASME Certified- Stamped UV + NB
- Registered in All Canadian Provinces & Territories
- Maximum Temperature 400 °F
- Set Pressure Range 25-300 PSIG
- Available Sizes: 1/4", 1/2", 3/4", & 1" NPT

Model	Inlet Size	Orifice	Dimensions (Inches)		Set Pressure Range (PSIG)	Approx. Ship Wt.	Max Temp. (°F)
			Height (A)	Hex (B)			
119CSS	1/4" NPT	0.295	3-11/32"	3/4"	25-300	4 oz.	400 °F
	1/2" NPT	0.343	4"	7/8"		8 oz.	
	3/4" NPT	0.578	4-1/4"	1 - 3/16"		1 lb. 1 oz.	
	1" NPT		5-9/16"	1- 5/16"		1 lb. 5 oz.	

Materials

No.	Part Name	Materials
1	Base	Brass
2	Body	Brass
3	Stem Assembly	
4	Adj. Screw	Brass
5	Cap	Com'l Die Cstg
6	Spring	
7	Roll Pin	Carbon Steel
8	Lever	Stainless Steel
9	Cap Screw	Brass Plated Zinc
10	Seal	



Kingston Model 119CSS Kingston Safety Valve

Flow Capacity Information

Fig. 119CSS - 1/4" & 1/2"

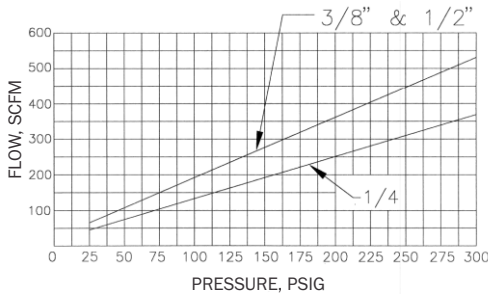
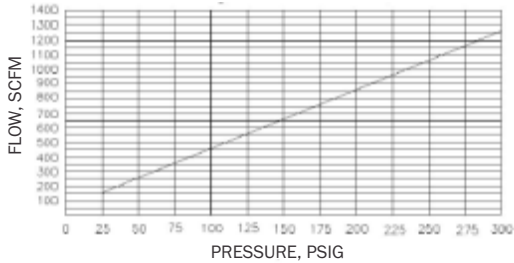


Fig. 119CSS - 3/4" & 1"



SET PRESSURE	STAMPED CAPACITY CFM				SET PRESSURE	STAMPED CAPACITY CFM			
	1/4"	3/8", 1/2"	3/4"	1"		1/4"	3/8", 1/2"	3/4"	1"
psi					psi				
25	45	65	155	155	165	210	302	720	720
30	51	73	175	175	170	216	311	740	740
35	57	82	195	195	175	222	319	760	460
40	63	9	215	215	180	228	328	781	781
45	69	99	236	236	185	233	336	801	801
50	75	107	256	256	190	239	344	821	821
55	80	116	276	276	195	245	353	841	841
60	86	124	296	296	200	251	361	861	861
65	92	133	316	316	205	257	370	882	882
70	98	141	336	336	210	263	378	902	902
75	104	150	357	357	215	269	387	922	922
80	110	158	377	377	220	275	395	942	942
85	116	167	397	397	225	281	404	962	962
90	122	175	417	417	230	286	412	982	982
95	128	184	437	437	235	292	421	1003	1003
100	133	192	458	458	240	298	429	1023	1023
105	139	201	478	478	245	304	438	1043	1043
110	145	209	498	498	250	310	446	1063	1063
115	151	217	518	518	255	316	455	1083	1083
120	157	226	538	538	260	322	463	1104	1104
125	163	234	559	559	265	328	472	1124	1124
130	169	243	579	579	270	334	480	1144	1144
135	175	251	599	599	275	339	488	1164	1164
140	181	260	619	619	280	345	497	1184	1184
145	186	268	639	639	285	351	505	1202	1202
150	192	277	659	659	290	357	514	1225	1225
155	198	285	680	680	295	363	522	1245	1245
60	204	294	700	700	300	369	531	1265	1265

Ordering Information

Kingston Safety Relief Valve Part Number Codes

1 1 9 C S S - [] - [] [] []

Valve Family

- 119

ASME Code

- 'C' Code Certified

Material Codes

- 'SS' Brass, Stainless Steel Ball

Size

2= 1/4" NPT
4= 1/2" NPT
5= 3/4" NPT
6= 1" NPT

Relief Pressure Setting

5 psi increments
Ex. 25 psi = -025
150 psi = -150

Product Notes

Set pressure can deviate from the marked by ± 2 psig at or below 70 psig set pressures and $\pm 3\%$ psig above 70 psig.

Factory standard seat tightness for hard seat valves: no audible leakage at 10% below nameplate set. It is normal for spring-operated safety valves to exhibit leakage or simmer/warn, as the system operating pressure approaches the set pressure. For hard seat valves this is typically occurs at pressure at or above 80% of nameplate set pressure.

At very low set pressure (20 psig and below), the ratio of the downward spring force as compared to the upward pressure force is very small. In these cases it may be impossible to achieve seat tightness.

Storm Manufacturing reserves all rights. Product specifications are subject to change without notice.

The information contained herein by Storm Manufacturing Group (SMG) is provided in good faith and as a product guide only. Further, SMG makes no representation as to the completeness or accuracy of the information contained herein. Any person or persons using the information contained herein must exercise their own judgement and consider all local, regional, national and global safety standards in evaluating valve selection options. Final application design and integration of Kingston Products are the sole responsibility of the end user.



www.KingstonValves.com
KINGSTON