

4

3

2

1

REVISIONS				
ZONE	REV.	DESCRIPTION	DATE	APPROVED
	1	NUMERIC SEQUENCE CHANGE	01/01/14	S. RITCHE
	2	ECN-412 ROTATE P2 FRONT VIEW & ADDED NOTES	11/14/24	S. RITCHE

D

C

B

A

D

C

DWG. NO.

BP-44MM

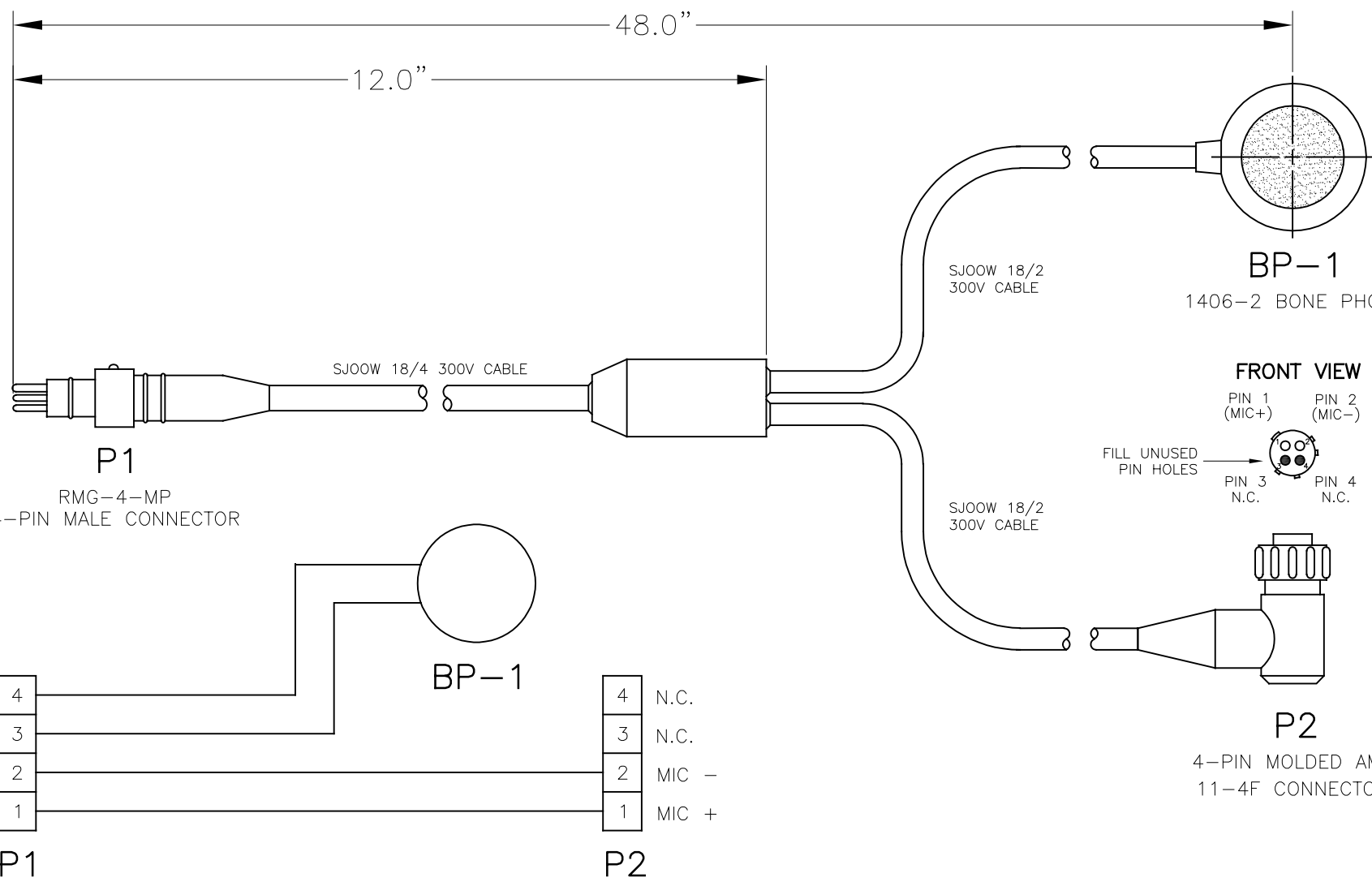
SH

1

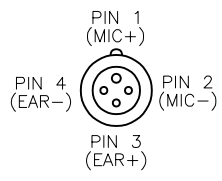
REV.

2

A

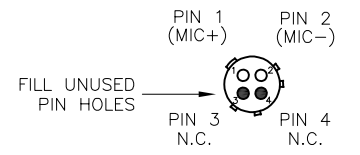


FRONT VIEW



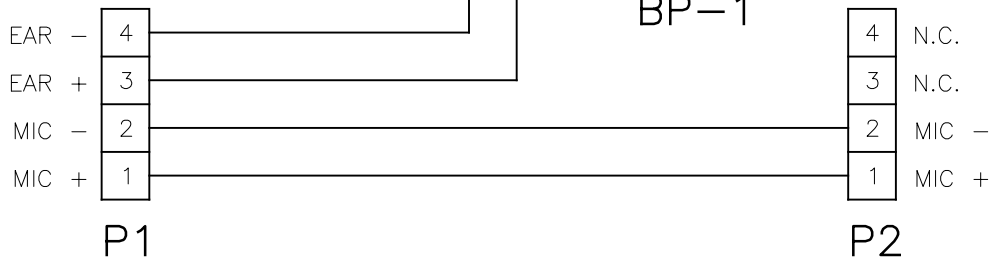
**P1**  
RMG-4-MP  
4-PIN MALE CONNECTOR

FRONT VIEW



**BP-1**  
1406-2 BONE PHONE

**P2**  
4-PIN MOLDED AMP  
11-4F CONNECTOR



MATES WITH AMRON P/N 190-1000-02

- NOTES:
1. FILL UNUSED PIN HOLES (3 & 4) IN CONNECTOR P2 BEFORE MOLDING.
  2. ENSURE THAT P2 CONNECTOR ORIENTATION IS AS SHOWN.
  3. TEST BP-1 AFTER MOLDING BY MEASURING RESISTANCE ACROSS PINS 3 & 4 WITH OHM METER. RESISTANCE SHOULD BE 5 OHMS +/- 0.5 OHMS.
  4. DO NOT HI-POT TEST ANY PORTION OF THE CABLE ASSEMBLY. DOING SO WILL DAMAGE THE BP-1 BONE PHONE.

QTY REQD	FSCM NO.	PART OR IDENTIFYING NO.	NOMENCLATURE OR DESCRIPTION	MATERIAL SPECIFICATION
PARTS LIST				
BP-44MM	MK20 COMM ASSY	UNLESS OTHERWISE SPECIFIED DIMENSIONS ARE IN INCHES TOLERANCES ARE: FRACTIONS DECIMALS ANGLES ± .03 ± .010 ± 1°	CONTRACT NO.	<b>AMRON INTERNATIONAL</b> 1380 ASPEN WAY, VISTA, CA 92081 U.S.A.
FILE NAME	USED ON	APPROVALS	<b>MK20 EARPHONE ASSEMBLY MODEL BP-44MM</b>	
APPLICATION	MATERIAL	DRAWN S. RITCHE		
<small>This drawing is the property of Amron International, and embodies a confidential proprietary design in which Amron International retains all patent and other rights, including exclusive right of use, manufacture and sale. It is submitted under a confidential relationship for a specific purpose, and the recipient agrees, by accepting this drawing, not to supply or disclose any information regarding it to any unauthorized person.</small>		CHECKED S. RITCHE		
FINISH		ISSUED S. RITCHE	SIZE <b>C</b>	FSCM NO.
DO NOT SCALE DRAWING		SCALE		DWG. NO. BP-44MM
		FULL		REV. 2
		SHEET		1 OF 1

4

3

2

1