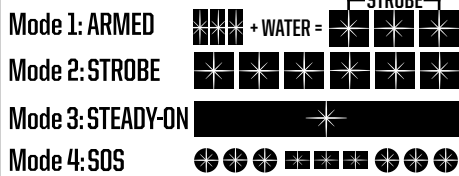


# Firefly<sup>®</sup> PRO WATERBUG



## WATERBUG Operating Instructions SOLAS

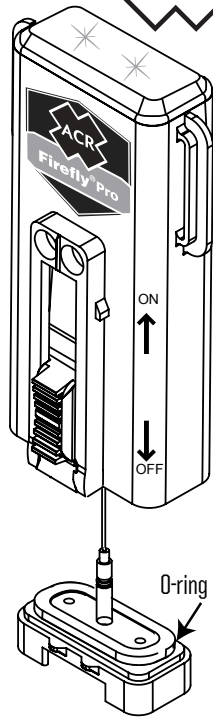
Slide thumb switch up to turn the strobe into the ON position.  
Slide thumb switch down to turn the strobe into the OFF position.  
Toggle the thumb switch ON/OFF to switch modes.



Mode Reset= 5 minutes when OFF.

## Maintenance

- Open the battery door in a clean environment, and only to replace batteries.
- Keep battery door O-ring clean and free of debris accumulation.
- Clean battery door thoroughly if necessary to ensure watertight integrity.
- Avoid using abrasive or sharp objects to handle O-ring.
- Lubricate the entire O-ring with silicone based grease prior to closing to ensure a water-tight seal.
- Inspect O-ring periodically, replace if damaged.



This strobe light is warranted against factory defect in material and workmanship for a period of one (1) year from the date of purchase or receipt as a gift. The warranty does not cover defects due to battery failure or leakage.

ACR Electronics, Inc.  
5757 Ravenswood Road, Fort Lauderdale, FL 33312 U.S.A  
www.ACRARTEX.com

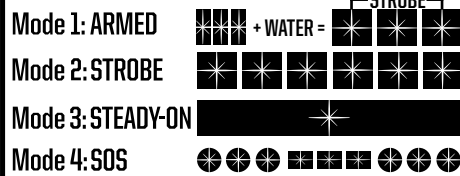
Y1-06-0292 Rev. C

# Firefly<sup>®</sup> PRO WATERBUG



## WATERBUG Operating Instructions SOLAS

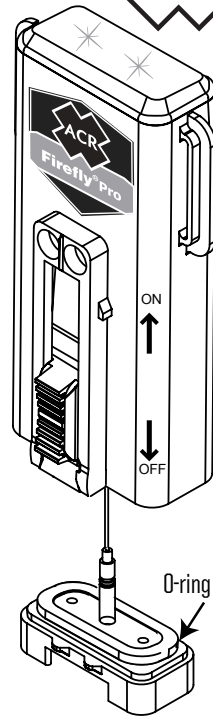
Slide thumb switch up to turn the strobe into the ON position.  
Slide thumb switch down to turn the strobe into the OFF position.  
Toggle the thumb switch ON/OFF to switch modes.



Mode Reset= 5 minutes when OFF.

## Maintenance

- Open the battery door in a clean environment, and only to replace batteries.
- Keep battery door O-ring clean and free of debris accumulation.
- Clean battery door thoroughly if necessary to ensure watertight integrity.
- Avoid using abrasive or sharp objects to handle O-ring.
- Lubricate the entire O-ring with silicone based grease prior to closing to ensure a water-tight seal.
- Inspect O-ring periodically, replace if damaged.



This strobe light is warranted against factory defect in material and workmanship for a period of one (1) year from the date of purchase or receipt as a gift. The warranty does not cover defects due to battery failure or leakage.

ACR Electronics, Inc.  
5757 Ravenswood Road, Fort Lauderdale, FL 33312 U.S.A  
www.ACRARTEX.com

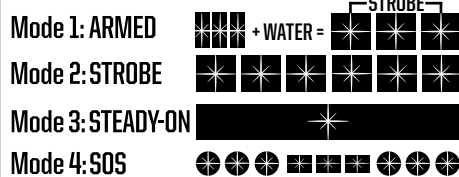
Y1-06-0292 Rev. C

# Firefly<sup>®</sup> PRO WATERBUG



## WATERBUG Operating Instructions SOLAS

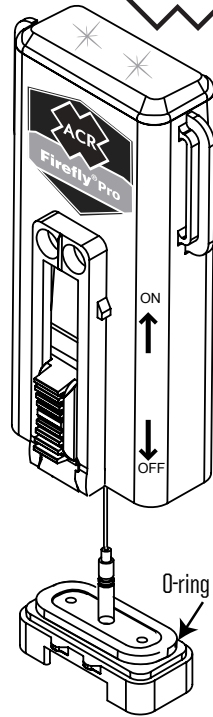
Slide thumb switch up to turn the strobe into the ON position.  
Slide thumb switch down to turn the strobe into the OFF position.  
Toggle the thumb switch ON/OFF to switch modes.



Mode Reset= 5 minutes when OFF.

## Maintenance

- Open the battery door in a clean environment, and only to replace batteries.
- Keep battery door O-ring clean and free of debris accumulation.
- Clean battery door thoroughly if necessary to ensure watertight integrity.
- Avoid using abrasive or sharp objects to handle O-ring.
- Lubricate the entire O-ring with silicone based grease prior to closing to ensure a water-tight seal.
- Inspect O-ring periodically, replace if damaged.



This strobe light is warranted against factory defect in material and workmanship for a period of one (1) year from the date of purchase or receipt as a gift. The warranty does not cover defects due to battery failure or leakage.

ACR Electronics, Inc.  
5757 Ravenswood Road, Fort Lauderdale, FL 33312 U.S.A  
www.ACRARTEX.com

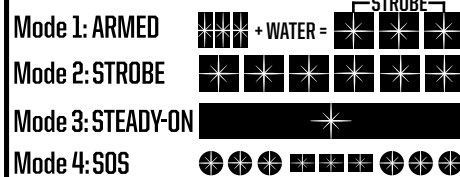
Y1-06-0292 Rev. C

# Firefly<sup>®</sup> PRO WATERBUG



## WATERBUG Operating Instructions SOLAS

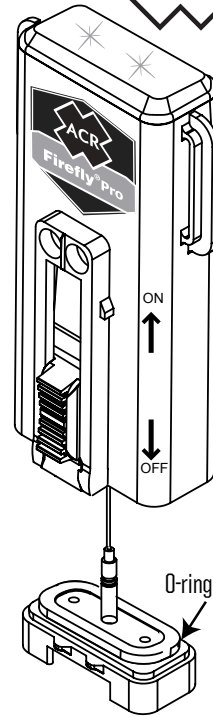
Slide thumb switch up to turn the strobe into the ON position.  
Slide thumb switch down to turn the strobe into the OFF position.  
Toggle the thumb switch ON/OFF to switch modes.



Mode Reset= 5 minutes when OFF.

## Maintenance

- Open the battery door in a clean environment, and only to replace batteries.
- Keep battery door O-ring clean and free of debris accumulation.
- Clean battery door thoroughly if necessary to ensure watertight integrity.
- Avoid using abrasive or sharp objects to handle O-ring.
- Lubricate the entire O-ring with silicone based grease prior to closing to ensure a water-tight seal.
- Inspect O-ring periodically, replace if damaged.



This strobe light is warranted against factory defect in material and workmanship for a period of one (1) year from the date of purchase or receipt as a gift. The warranty does not cover defects due to battery failure or leakage.

ACR Electronics, Inc.  
5757 Ravenswood Road, Fort Lauderdale, FL 33312 U.S.A  
www.ACRARTEX.com

Y1-06-0292 Rev. C