



**SwabTek**  
Veriteque USA, Inc.



# NARCOTICS TEST KIT (NTK)

User Manual

*Document • NTK-MANUAL  
Version • 1.1*



## CONTENTS

### NTK - MANUAL

Liability Notice & Terms of Use	2
SwabTek Test Kit Certifications	3
Background	4
NTK Strip	5
NTK Swab	6
NTK Reference Cards	7
General Testing Process	8
Sample Collection	9
Reagent Testing	10
Test Analysis	11
Troubleshooting	12
Cannabis Test Kit	13
Cannabis Test Color Chart	14
Cocaine Test Kit	20
Cocaine Test Color Chart	21
Amphetamine Test Kit	24
Amphetamine Test Color Chart	25
Heroin Test Kit	30
Heroin Test Color Chart	31
Contact SwabTek	37



## Liability Notice & Terms of Use

### Notice to Users

Veriteque USA Inc. (SwabTek) field tests are presumptive only and, as such, they indicate the presumed presence of chemical groups and precursors which may be present in a given sample. ALL SWABTEK TEST RESULTS SHOULD BE CONFIRMED BY AN APPROVED ANALYTICAL LABORATORY. All SwabTek tests must be administered in strict accordance with the specific instruction and reference materials that accompany the products for best results.

Veriteque USA, Inc. cannot anticipate all conditions for use of this product and cannot accept responsibility for use or misuse in any particular application. This product has been designed for a variety of applications, under a variety of conditions, but was neither designed nor manufactured as a product for lethal or harmful purposes. Veriteque USA, Inc. recommends the user exercise their judgement to determine product suitability for any specific use-case, and application of the tests' presumptive analysis for their particular purposes. Use of this product for unlawful purposes is expressly prohibited under the terms and conditions of its use.

### Warranty

If you believe your product has any defects in materials or workmanship, cease use immediately and contact Veriteque USA, Inc. for a remedy. If a product proves to be defective in materials or workmanship, we will repair or replace the defective product and send it to you at our expense.

The information in Veriteque USA, Inc's reference materials is believed to be accurate and represents the best information currently available to the manufacturer. However, the company makes no warranty of merchantability or any other warranty, express or implied, with respect to such information, its correctness or accuracy. Veriteque USA, Inc. employees' or representatives' ORAL OR OTHER WRITTEN STATEMENTS DO NOT CONSTITUTE WARRANTIES and shall not be relied upon by buyer.

### Limitation of Liability

IN NO EVENT SHALL VERITEQUE USA, INC. BE LIABLE FOR ANY PUNITIVE, EXEMPLARY OR CONSEQUENTIAL DAMAGES, ANTICIPATED OR LOST PROFITS, INCIDENTAL DAMAGES, LOSS OF TIME, OR OTHER INDIRECT LOSSES OR EXPENSES THAT ARISE FROM ANY CAUSE RELATING TO OR ARISING FROM THE USE OR MISUSE OF THE PRODUCT, REGARDLESS OF THE FORM OF THE ACTION, WHETHER IN TORT (INCLUDING NEGLIGENCE), CONTRACT, STRICT LIABILITY OR OTHERWISE, AND REGARDLESS OF WHETHER THE COMPANY HAS BEEN ADVISED OF THE POSSIBILITY OF SUCH DAMAGES.

### Procedure

If SwabTek's test swabs are used to collect a sample from a consumable good — i.e. plant material, cookies, gummies, candies, etc. — said item should NOT be consumed, regardless of outcome of the test, and should be disposed of in accordance with local regulation. If SwabTek's test swabs are used to collect a sample from a reusable product that users come into direct contact with — i.e. vape pens, pipes, bongs, etc. — said items should be cleaned thoroughly with soap and wiped dry prior to use.

## SwabTek Test Kit Certification

SwabTek test kits meet or exceed the testing standards established by:



**National Institute of Justice**



**Standards Council of Canada**



**United Kingdom Home Office Scientific Development Branch**



**European Civil Aviation Conference**

SwabTek's tests are validated against these standards by third-party testing authorities. Independently prepared reports from this third-party testing are available upon request.

As presumptive color tests, SwabTek Test Kits are classified as a Category C analytical technique for analysis of seized drugs under the guidelines outlined by SWGDRUG. As Category C forensics tools, SwabTek's tests are admissible in court for determining selectivity through General/Class chemical identification.

SwabTek Kit	Relevant Standard	Testing Authority
Dry Explosives Test Kit	ASTM E2677-20 SCC	UK-HOSDB UK-MPS DfT
Liquid Explosives Test Kit	ECAC SCC	Armasuisse
Narcotics Test Kits: Amphetamine, Cannabis, Cocaine, Fentanyl, Heroin, Nicotine+	ASTM E2329-17 ASTM E2548-16 ASTM E2882-19 NIJ Standard-0604.01 SWGDRUG SCC	MRI Global

## NTK | Background

Veriteque USA, Inc.'s SwabTek Narcotics Test Kit (NTK) is a simple, intuitive identification test that can be used to screen for various types of narcotics. Currently, SwabTek's NTK is available in four different varieties, capable of detecting Amphetamines, Cannabis, Heroin, Cocaine and some Cathinones.

The NTK is a single use, dry reagent-based spot test that can be used to test liquid and solid samples and residue from nearly any surface for the presence of drugs of abuse. The test consists of two separate pieces, a test swab and a test strip, that come individually sealed in air- and water-proof sachets.

The use of a test swab and test strip helps simplify sample collection and analysis to a single step, and the entire process takes less than 20 seconds.

Unlike the industry standard tests that are dangerous and overly complex, the NTK test does not require any hazardous liquid chemicals, dropper bottles, or pressurized spray cans. The test also avoids any multi-stage testing that often includes procedures like breaking glass ampoules, or scooping, mixing and pouring samples.

Since the NTK test kits are lightweight, durable, and non-hazardous, they can easily be stored in wallets, pockets, or glove compartments for easy access and use on the go.




## NTK | Strip

The NTK test strip is a paper strip with a dry test zone printed onto the surface. This zone contains the reagents necessary to conduct the test for the narcotic in question. When combined with the sample from a test swab, these reagents will be responsible for the color change that will indicate the presumed presence of a narcotic.

Each test strip is delivered individually in a single, sealed sachet that protects the test zone from exposure to air, water, and other possible contaminants. The sealed sachet is printed with descriptive information about the test strip, including the particular narcotic that the test is designed for, the Best if Used by Date, and the end of the sachet that should be torn open to extract the test strip.

The test strip itself is a 2" x 0.5" strip of reinforced paper, with a 0.5" x 0.5" test zone in the middle. The test zone can be identified by the dark colored powder found approximately halfway down the strip. Since the reagent is printed onto the test zone in a powder form, it may be inadvertently removed from the paper strip by physical abrasion or rubbing or contaminated by contact with another object. To avoid abrasion or contamination, the test strip should only be held by the top end, which is labelled with the name of the test kit, and a message indicating to "Hold Here".



Reagent Zones

### NTK | Swab

The NTK test swab is provided to help isolate and collect suspect residues and transfer the samples to the test strip's reagent test zone for analysis. Each test swab is pre-wetted with a solvent to assist in the collection of the sample.

The test swabs are delivered individually in a single, sealed sachet that protects it from exposure. The sealed sachet helps to ensure that the solvent remains on the swab tip and does not evaporate. The sachet is printed with information about the swab, including the specific narcotic that the test is designed for, and the end that should be opened to extract the swab.



**NTK Swab tip is pre-wetted with a solvent to help collect dry samples**



### NTK | Reference Card

All NTK tests should be used in conjunction with the corresponding NTK reference cards that are distributed to accompany each specific test. The NTK reference cards will provide a quick summary of the testing procedure required for the test in question and will provide a color guide as a reference-point for the color reactions indicative of positive and negative test results. SwabTek advises that the NTK reference card should be reviewed in advance of conducting a test in the field and should always be used to accompany the analysis of test outcomes. Although the reference cards give a reasonable summary of the testing procedure, they are not a sufficient replacement for this manual, and should not be used as the primary reference material in training for use of the product.



## NTK | General Testing Process

When residue containing a detectable narcotic is transferred to, and mixed with, the dry reagent zone on the NTK strip, the presumptive identification of the narcotic in question is indicated by an intense and rapid color change in the reagent. Depending on the nature of the sample, this color change may occur on the swab, on the strip, or on both surfaces. For this reason, it is essential that the user check both the swab and strip for indication of color change.

The color development for a positive result should be rapid and will often be permanent. Due to the variance in purity that may be present in any given sample, the intensity of the color development could range from weak to very strong. It is advised that users familiarize themselves with the expected color development of a positive result prior to conducting tests in the field in order to help assess test outcomes. Users can become familiar with test outcomes through use of this manual, studying the reference cards that correspond with each test and, if a safe and viable option, through secure and controlled first-hand practice on known positive samples.

Following the testing procedure, it is recommended that users take photographic record of the test result, both the NTK strip and NTK swab, as well as the sample itself, and note the date, time, and conditions of the test (location, lighting, temperature, etc.). Although the color change present in a positive test result is permanent, the hue and intensity of the color may change over time with continued exposure to air, even if the test components are sealed, so a test result that is more than a few minutes old can no longer be considered valid for visual analysis. If a proper reading or a well-lit and color-balanced photograph is not captured in this timeframe, the user may be required to re-do the test.

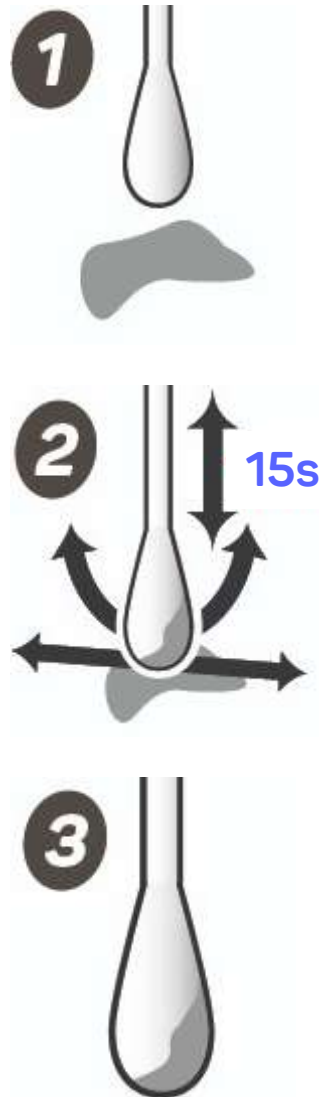
Following the completion of this procedure, the NTK strip, NTK swab, and sample in question should be sealed in separate, secure, dry and air-tight storage if required for evidence. Otherwise, the test can be disposed of via recycling, or in accordance with local waste regulations. The NTK strip and NTK swab do not contain any dangerous or hazardous materials, and do not require any special disposal procedures (acid neutralization, HAZMAT disposal, etc.)

### NTK | Sample Collection

Once the user has identified the suspect substance, residue, or surface, the first step of the test is to gather the sample. The user should open the NTK swab sachet from the correct end and withdraw the swab from the packaging. The swab should be held perpendicular to the test substance to ensure that the sample collection is concentrated on the tip. The user should then dab on and around the sample for a minimum of 15 seconds. The swab should be dabbed with enough pressure to embed the test substance into the tip of the swab, but not so vigorously that the substance is disturbed or that the sample is knocked off of the swab's tip.

The user should aim to collect as much test substance as possible directly on the tip of the swab and avoid tilting or swiping the swab across the test surface. A more highly concentrated sample collection will help to ensure that any potential positive result creates a strong and definitive color change. If the test substance is visible to the naked eye, the user may inspect the tip of the swab to ensure that the substance is being collected properly.

Once a reasonable amount of test substance has been collected, the user should proceed immediately to the next phase of the testing procedure.



### NTK | Conducting the Test

Directly following sample collection, the user should begin the sample testing procedure. The user should start by removing the NTK strip from its sachet by tearing the appropriate end of the packet and withdrawing the strip by the correct end.

The user should then stabilize the strip against a firm surface (tabletop, counter, notebook, palm of gloved hand, etc.) to prepare for testing. The user should take the NTK swab with the collected sample (see NTK | Sample Collection Instructions) and press firmly down against the NTK strip test dry reagent zone (see NTK | Strip). The NTK swab should be pressed down perpendicularly to the NTK strip and held for 2-3 seconds.

Once this is completed, the user should continue to dab around the reagent test zone for another 5-10 seconds to ensure that the sample has ample opportunity to interact with the reagent. The user should then withdraw the NTK swab from the NTK strip and prepare to analyze the results to form. Results may form instantaneously, or over the course of 20 or more seconds.



### NTK | Analyzing Test Results

Prior to testing, the user should be familiar with the primary color that indicates a positive result. The user can refer to the reference cards, as well as the corresponding color indication table at the back of this manual as a reference guide for the color analysis.

Following the sample testing phase, the user should immediately look for evidence of a color change that would indicate a positive test result. The color development may occur on either or both of the NTK strip and NTK swab, and the user should carefully inspect both for evidence of this result. An absence of color on either the NTK strip or NTK swab does not in itself constitute a negative result, as the color change could be present on the other.

The color change of a positive result should be very rapid and permanent, and though the color may vary in intensity and hue due to the potential varied nature of sample compounds, it should contain the primary color expected of a positive result. The development of this primary color indicates a positive result for the presumed presence of the narcotic in question in the sample.

For example, the primary color indicative of a positive result for the Amphetamine variety of the NTK is RED. Any indication of the development of the color red suggests a positive test result, even if the color that develops varies in hue and intensity.

The absence of any color change, or a color change that is not consistent with the primary color expected of a positive result is classified as a negative result for the presumed presence of the narcotic in question in the sample.



No Clear Red  
Color Change on  
Swab or Strip =  
Negative Result



Distinct Red  
Color Change  
on Swab or  
Strip =  
Positive Result

## NTK | Troubleshooting

The SwabTek NTK test kits are designed to detect the presumed presence of drugs of abuse in samples. The results of the test are presumptive only, indicating to the best of the test's capability a presumption that the target compound is or is not likely to be present in a given sample. Presumptive tests should not be used to determine the legitimacy or legality of the presence of narcotics.

As SwabTek's tests are a color change test that rely on the user to draw conclusions about the results, there are a number of factors to consider about the use of the test. The following can result in mistaken readings that are based on human or procedural error, rather than an error with the color chemistry:

- Improper/non-white lighting used in the test procedure
- Partial to full color blindness of the operator
- Highly colored/color-producing samples used in testing (wet or dry paints, dyes, tea leaves, etc.)
- Highly viscous or thick samples used in testing (candle wax, silicone oil, engineering grease, etc.)
- Testing conditions where the NTK strip, NTK swab, or sample may have been compromised (heavy rain, smoke, extreme temperatures, etc.)

For certain NTK varieties, there are known False Positive compounds that will produce similar test results to the target compound. These False Positive compounds are typical of all presumptive color change tests and are detailed in the Color Reference Charts at the end of this manual. It is important that users be cognizant of the known False Positives and use their best judgment in applying this knowledge in the context of their testing.

If the user is ever unsure about the procedure or result of a test, the test should be re-done. If the user is uncertain about an element of conducting or analyzing the test, and cannot find answers in the reference materials, they should contact a member of SwabTek's team with relevant support (photographs, descriptions, test information) if applicable.




### NTK | Cannabis Test Zone

The NTK-Cannabis test zone is indicated by a square of reagent that is white/grey in color. If the test zone on your NTK strip does not contain the square of reagent, or the reagent square is not as expected, try using a different NTK strip. If the issue persists, contact a member of the SwabTek team and be prepared to submit pictures.





**The presence of the white/grey color of the reagent, or a water-diluted hue of this color, does not indicate a positive result during testing. The color development indicative of a positive result will be distinct and separate from the color present in the reagent. It is recommended that users trial a negative result using a blank swab in order to assess the color effects of the reagent during testing.**

The NTK-Cannabis test produces the following results, based on third-party testing of the tests to the standards established by the National Institute of Justice (NIJ):





Test Target	Level of Detection	NIJ False Positive Rate	Known False Positives
Cannabichromene	7 µg	0.0%	None
CBD	12 µg		
THC	6 µg		

Compound Group	Primary Color Reaction for Positive Result	
Cannabis Compounds: <ul style="list-style-type: none"> <li>Tetrahydrocannabinol (THC), Cannabidiol (CBD), Cannabichromene, Synthetic Cannabinoids, etc.</li> </ul>	Instant Development of Red Color/Hue	
Cannabis Plant Material: <ul style="list-style-type: none"> <li>Cannabis Leaves, Stem, Seeds, etc.</li> </ul>	Instant Development of Red Color/Hue	
Cannabis Extracts: <ul style="list-style-type: none"> <li>Cannabis Oils, Resins, Plant Extract, Including Those Found in Consumables (Candies, Brownies, Cookies, etc.)</li> </ul>	Instant Development of Red Color/Hue	






NTK | Cannabis Color Chart - True Positives - Cannabis Plant & Extracts

Substance	Color Reaction	
Control		<b>NEGATIVE</b>
Cannabis Plant Residue		<b>POSITIVE</b>
THC/CBD Cannabis Oil		<b>POSITIVE</b>
Cannabis Concentrate from Vape Cartridge		<b>POSITIVE</b>






NTK | Cannabis Color Chart - True Positives - Cannabis Edibles

Substance	Color Reaction	
Cannabis Edible - Candy		POSITIVE
Cannabis Edible - Candy		POSITIVE
Cannabis Edible - Candy		POSITIVE
Cannabis Edible - Cookie		POSITIVE






NTK | Cannabis Color Chart - Narcotics

Substance	Color Reaction	
MDMA		<b>NEGATIVE</b>
Methamphetamine		<b>NEGATIVE</b>
Cocaine Free Base		<b>NEGATIVE</b>
Cocaine Hydrochloride		<b>NEGATIVE</b>
Heroin		<b>NEGATIVE</b>




NTK | Cannabis Color Chart - Samples That Cause False Positives in Other Tests

Substance	Color Reaction
Lidocaine	
Benzocaine	
Diphenhydramine	
Stevia	
Caffeine	

NTK | Cannabis Color Chart - Samples That Cause False Positives in Other Tests

Substance	Color Reaction	
Guaifenesin		<b>NEGATIVE</b>
Patchouli Oil		<b>NEGATIVE</b>
Methocarbamol		<b>NEGATIVE</b>
Black Tea		<b>NEGATIVE</b> (Brown color from tea)
Codeine		<b>NEGATIVE</b>

NTK | Cannabis Color Chart - Other Samples

Substance	Color Reaction
Paracetamol	 <p style="text-align: right; color: red;"><b>NEGATIVE</b></p>
Pyvalerone	 <p style="text-align: right; color: red;"><b>NEGATIVE</b></p>
Methcathinone	 <p style="text-align: right; color: red;"><b>NEGATIVE</b></p>


### NTK | Cocaine Test Zone

The NTK-Cocaine test zone is indicated by a square of reagent that is dark blue in color. If the test zone on your NTK strip does not contain the square of reagent, or the reagent square is not as expected, try using a different NTK strip. If the issue persists, contact a member of the SwabTek team and be prepared to submit pictures.




**Note: The presence of the dark blue colors of the reagent, or a water-diluted hue of these colors, do not indicate a positive result during testing. The color development indicative of a positive result will be distinct and separate from the color present in the reagent. It is recommended that users trial a negative result using a blank swab in order to assess the color effects of the reagent during testing. In the case of a negative result, the dark blue color will be dabbed away completely without any color development.**

The NTK-Cocaine test produces the following results, based on third-party testing of the tests to the standards established by the National Institute of Justice (NIJ) + cannabichromene:





Test Target	Level of Detection	NIJ False Positive Rate	Known False Positives
Cocaine Freebase	> 500 µg	3.4%	Phencyclidine HCl Heroin Methamphetamine
Cocaine HCl	> 500 µg		

Compound Group	Primary Color Reaction for Positive Result	
Cocaine: <ul style="list-style-type: none"> <li>Cocaine, Cocaine Freebase, Crack Cocaine, Cocaine Hydrochloride, etc.</li> </ul>	Development of Bright Blue Color  Timing can be: <ul style="list-style-type: none"> <li>Rapid (Cocaine HCl)</li> <li>Delayed (Freebase, Crack)</li> </ul>	






NTK | Cocaine Color Chart - True Positives

Substance	Color Reaction	
Control		NEGATIVE
Cocaine Hydrochloride		POSITIVE
Cocaine Free Base		POSITIVE

NTK | Cocaine Color Chart - Narcotics

Substance	Color Reaction	
Methamphetamine		FALSE POSITIVE
Heroin		FALSE POSITIVE
Street Mix (MDMA/Meth/Caffeine)		FALSE POSITIVE
MDMA		NEGATIVE

NTK | Cocaine Color Chart - Samples That Cause False Positives in Other Tests

Substance	Color Reaction	
Methocarbamol		NEGATIVE
Lidocaine		NEGATIVE
Benzocaine		NEGATIVE
Guaifenesin		NEGATIVE
Naphyrone		NEGATIVE




### NTK | Amphetamine Test Zone

The NTK-Amphetamine test zone is indicated by a square of reagent that is brown in color. If the test zone on your NTK strip does not contain the square of reagent, or the reagent square is not as expected, try using a different NTK strip. If the issue persists, contact a member of the SwabTek team and be prepared to submit pictures.

**Note: The presence of the brown color of the reagent, or a water-diluted hue of this brown, does not indicate a positive result during testing. The color development indicative of a positive result will be distinct and separate from the color present in the reagent. It is recommended that users trial a negative result using a blank swab in order to assess the color effects of the reagent during testing.**

The NTK-Amphetamine test produces the following results, based on third-party testing of the tests to the standards established by the National Institute of Justice (NIJ) + cannabichromene:

Test Target	Level of Detection	NIJ False Positive Rate	Known False Positives
D-Amphetamine HCl	7 µg	0.0%	Methylphenidate HCl Pseudoephedrine HCl Cannabichromene
Methamphetamine	3.5 µg		
MDMA HCl	< 0.5 µg		





Compound Group	Primary Color Reaction for Positive Result	
Amphetamines: <ul style="list-style-type: none"> <li>Amphetamine, Methamphetamine (speed and ice), MDMA, etc.</li> </ul>	Rapid Development of Red Color	
Cannabinoid: <ul style="list-style-type: none"> <li>Cannabis residues, plant material, cannabidiol, cannabichromene, THC, etc.</li> </ul>	Rapid Development of Purple Color	
Cathinone and Synthetic Derivatives: <ul style="list-style-type: none"> <li>Khat Plant (Cathinone and Cathine), Ethylone (bk-MDEA, MDEC), Methyone (MDMC), Buphedrone, Mephedrone (4-MMC), Pentedrone, 4-MEC, MDPV, Ethcathinone (N-ethylcathinone), MPHP</li> </ul>	Rapid Development of Red Color	

**NTK | Amphetamine Test Zone - continued**






The NTK-Amphetamine test will also produce a positive result for the following groups of compounds

Compound Group	Primary Color Reaction for Positive Result
Phenethylamine and Synthetic Derivatives: <ul style="list-style-type: none"> <li>DMA (Dimethylamphetamine), 5-APB, 6-APB, PMMA, 2C-B, DOC 25I-NBOMe, 25B-NBOMe, 25C-NBOMe, 4APB</li> </ul>	Rapid Development of Red Color
Piperazine and Synthetic Derivatives: <ul style="list-style-type: none"> <li>BTP, Mcpp, TFMPP</li> </ul>	Rapid Development of Red Color
Miscellaneous: <ul style="list-style-type: none"> <li><math>\alpha</math>-mt and 5-MeO-MIPT (derivative Tryptamine), Kratom containing Mitragynine and Speciogynine, Ketamin Methoxetamin (derivative Ketamin)</li> </ul>	Rapid Development of Red Color






**NTK | Amphetamine Color Chart - True Positives - Amphetamines**

Substance	Color Reaction
Blank Swab Control	
Methamphetamine	
MDMA	
Methylone	

**NTK | Amphetamine Color Chart - True Positives - Other Narcotics**

Substance	Color Reaction	
Cannabis Residue		POSITIVE
Cannabichromene		POSITIVE
Mephedrone		POSITIVE
LSD		POSITIVE
Phenazine		POSITIVE

**NTK | Amphetamine Color Chart - Other Samples**

Substance	Color Reaction
Oxycodone	
Codeine	
Benzocaine	
Lidocaine	
Pyvalerone	

**NTK | Amphetamine Color Chart - Other Samples**

Substance	Color Reaction	
Naphyrone		<b>NEGATIVE</b>
Stevia		<b>NEGATIVE</b>
Diphenhydramine		<b>NEGATIVE</b>
Caffeine		<b>NEGATIVE</b>
Methocarbamol		<b>NEGATIVE</b>




### NTK | Heroin Test Zone

The NTK-Heroin test zone is indicated by a square of reagent that is yellow/brown in color. If the test zone on your NTK strip does not contain the square of reagent, or the reagent square is not as expected, try using a different NTK strip. If the issue persists, contact a member of the SwabTek team and be prepared to submit pictures.






**Note: The presence of the yellow/brown color of the reagent, or a water-diluted hue of this color, does not indicate a positive result during testing. The color development indicative of a positive result will be distinct and separate from the color present in the reagent. It is recommended that users trial a negative result using a blank swab in order to assess the color effects of the reagent during testing.**

The NTK-Heroin test produces the following results, based on third-party testing of the tests to the standards established by the National Institute of Justice (NIJ) + cannabichromene:




Test Target	Level of Detection	NIJ False Positive Rate	Known False Positives
Heroin	400 µg	9.1%	Asprin Hydrocodone Bitartrate Cannabichromene

Compound Group	Primary Color Reaction for Positive Result	
Black Heroin: <ul style="list-style-type: none"> <li>Black Heroin, Black Tar Heroin, etc.</li> </ul>	Instant Development of Maroon/Brown Color	
Brown Heroin: <ul style="list-style-type: none"> <li>Brown Heroin, Mexican Brown Heroin, Afghan Brown Heroin, etc.</li> </ul>	Instant Development of Red/Dark Red Color	
White Heroin/Opioids: <ul style="list-style-type: none"> <li>White Heroin, Synthetic Opioids, Morphine, Codeine, China White, etc.</li> </ul>	Instant/Rapid Development of Bright Red/Orange-Red Color	






**NTK | Heroin Color Chart - True Positives**

Substance	Color Reaction	
Blank Swab Control		<b>NEGATIVE</b>
Black Tar Heroin Street Sample		<b>POSITIVE</b>
Brown Heroin Street Sample		<b>POSITIVE</b>
Synthetic Opioid Street Sample		<b>POSITIVE</b>
China White Heroin Street Sample		<b>POSITIVE</b>






**NTK | Heroin Color Chart - Other Opiates**

Substance	Color Reaction	
Oxycodone		<b>NEGATIVE</b>
Codeine		<b>NEGATIVE</b>
Morphine Sulphate		<b>POSITIVE</b>






**NTK | Heroin Color Chart - Narcotics**

Substance	Color Reaction	
Amphetamine (Speed)		<b>NEGATIVE</b>
Methamphetamine (Ice)		<b>NEGATIVE</b>
Cocaine		<b>NEGATIVE</b>
Ecstasy (Green Dye in Tablet)		<b>NEGATIVE</b>
Cannabis		<b>NEGATIVE</b>






**NTK | Heroin Color Chart - Cutting Agents**

Substance	Color Reaction	
Nutmeg		<b>NEGATIVE</b>
MSM		<b>NEGATIVE</b>
Quinine		<b>NEGATIVE</b>
Baking Powder		<b>NEGATIVE</b>
Caffeine		<b>NEGATIVE</b>

**NTK | Heroin Color Chart - Household Powders**

Substance	Color Reaction	
Sugar		<b>NEGATIVE</b>
Flour		<b>NEGATIVE</b>
Salt		<b>NEGATIVE</b>
Stevia		<b>NEGATIVE</b>
Powdered Sugar		<b>NEGATIVE</b>

**NTK | Heroin Color Chart - Other Samples**

Substance	Color Reaction	
Acetaminophen		<b>NEGATIVE</b>
Borax		<b>NEGATIVE</b>
Black Tea		<b>NEGATIVE</b>
Nicotine		<b>NEGATIVE</b>
Psilocybin		<b>NEGATIVE</b>



# Contact SwabTek

Veriteque USA, Inc. (SwabTek)  
318 North Carson Street #208  
Carson City, NV 89701

Ph: + 1-775-277-7997  
Website: [www.SwabTek.com](http://www.SwabTek.com)  
Contact: [Sales@SwabTek.com](mailto:Sales@SwabTek.com)