

26-1500 Series

Regulators - Pressure Reducing

D26150541X012

Specifications

For other materials or modifications, please consult TESCOM.

OPERATING PARAMETERS

Pressure rating per criteria of ANSI/ASME B31.3

Maximum Inlet Pressure

Stainless: 6000 psig / 414 bar

Brass, Aluminum: 5000 psig / 345 bar

Outlet Pressure Ranges

0-50, 0-150, 0-250 psig

0-3.4, 0-10.3, 0-17.2 bar

Design Proof Pressure

150% maximum rated

Leakage

Bubble-tight

Ambient Operating and Fluid Media Temperature

-40°F to 165°F / -40°C to 74°C

Flow Capacity

$C_v = 0.08$

Maximum Operating Torque

20 in-lbs / 2.3 N•m

MEDIA CONTACT MATERIALS

Body

316 Stainless Steel, Brass, Aluminum

Bonnet

300 Series Stainless Steel

40 Micron Filter

316 Stainless Steel

Seat

CTFE

O-Rings

Buna-N

Diaphragm

Buna-N

Remaining parts

300 Series Stainless Steel

OTHER

Cleaning

CGA 4.1 and ASTM G93

Weight (without gauges)

Stainless, Brass: 3 lbs / 1.4 kg



TESCOM 26-1500 Series non-venting regulator offers a sensitive, large elastomeric diaphragm design and precision outlet pressure control.

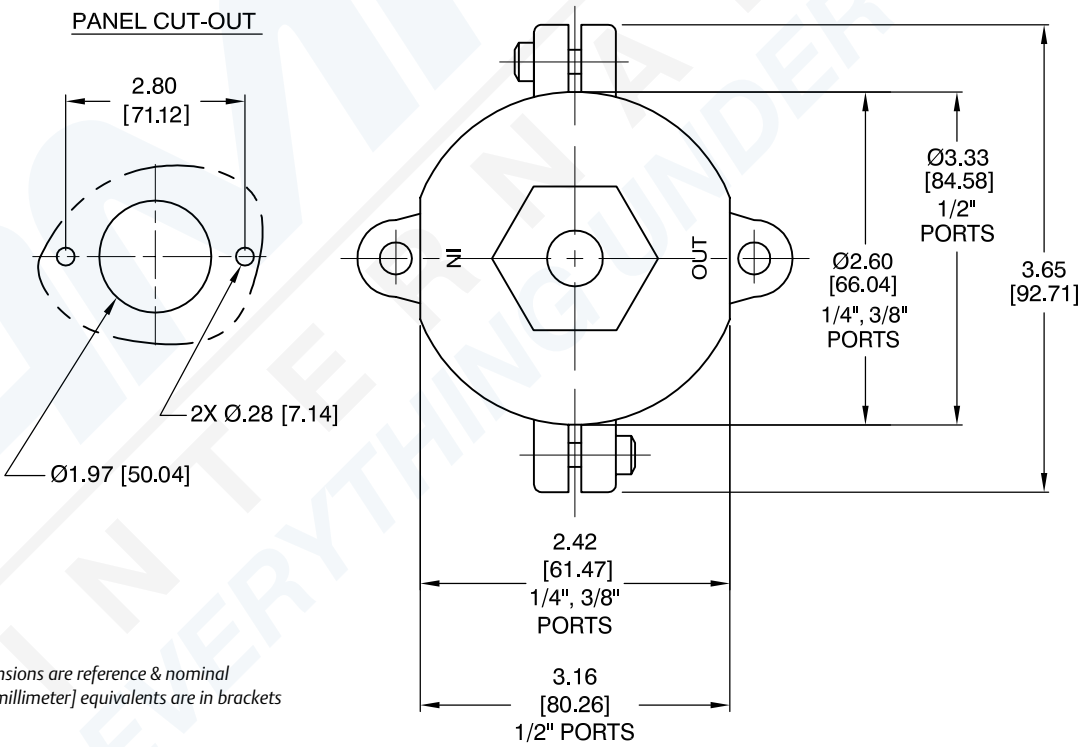
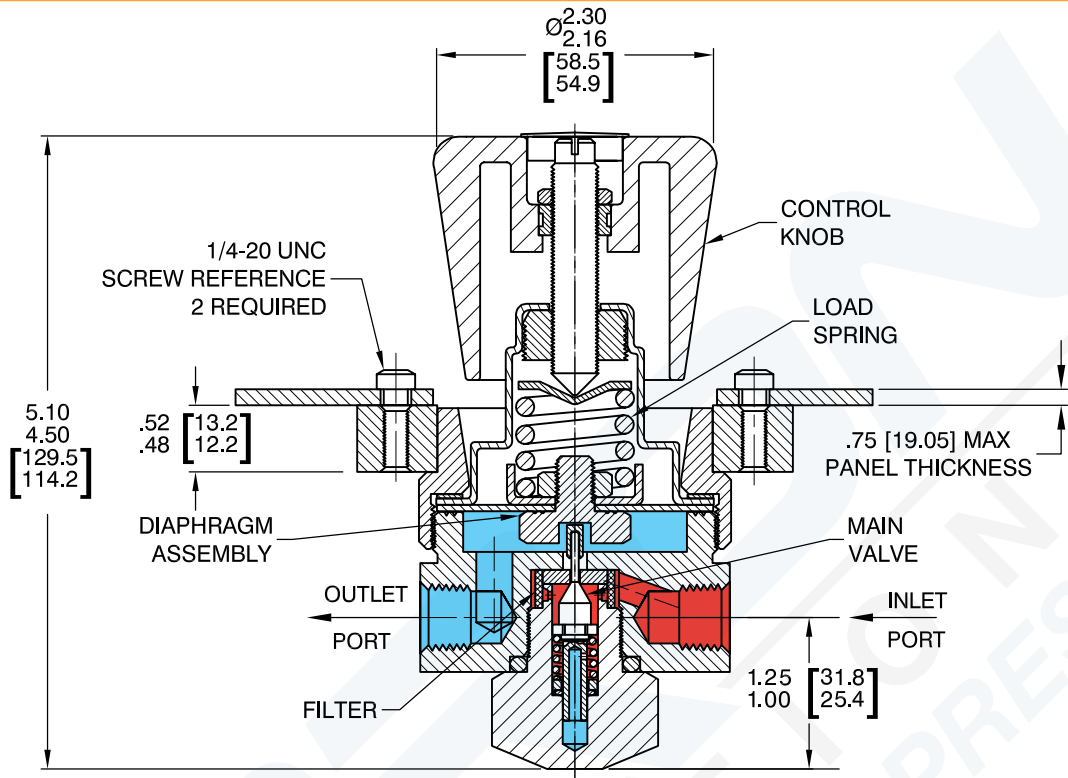
Applications

- Research labs
- Breathing air diving manifolds
- Low flow purge systems
- Gas and liquid sampling

Features and Benefits

- Diaphragm design for accurate pressure regulation
- Numerous porting and soft good options are available
- Excellent repeatability
- Non-venting (for venting design, see 26-1600 Series)
- Low operating handknob torque
- Panel mounting (bracket included)
- Available in Stainless Steel, Brass, or Aluminum construction
- Gauge ports are available
- High flow $C_v = 0.24$ version is available (maximum inlet pressure: 3000 psig / 207 bar)

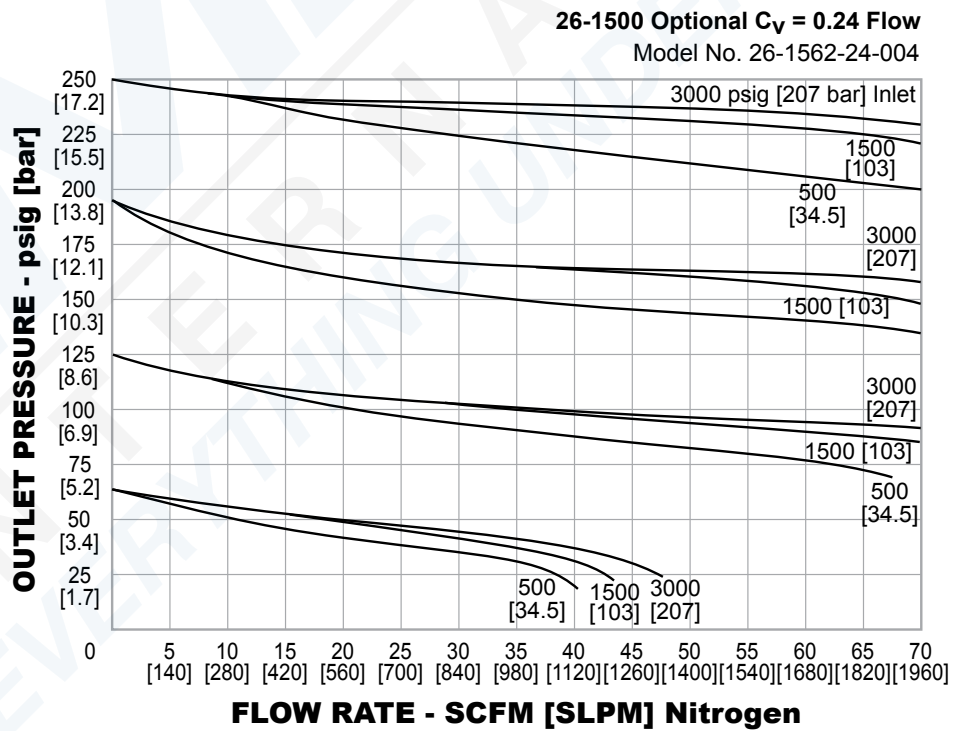
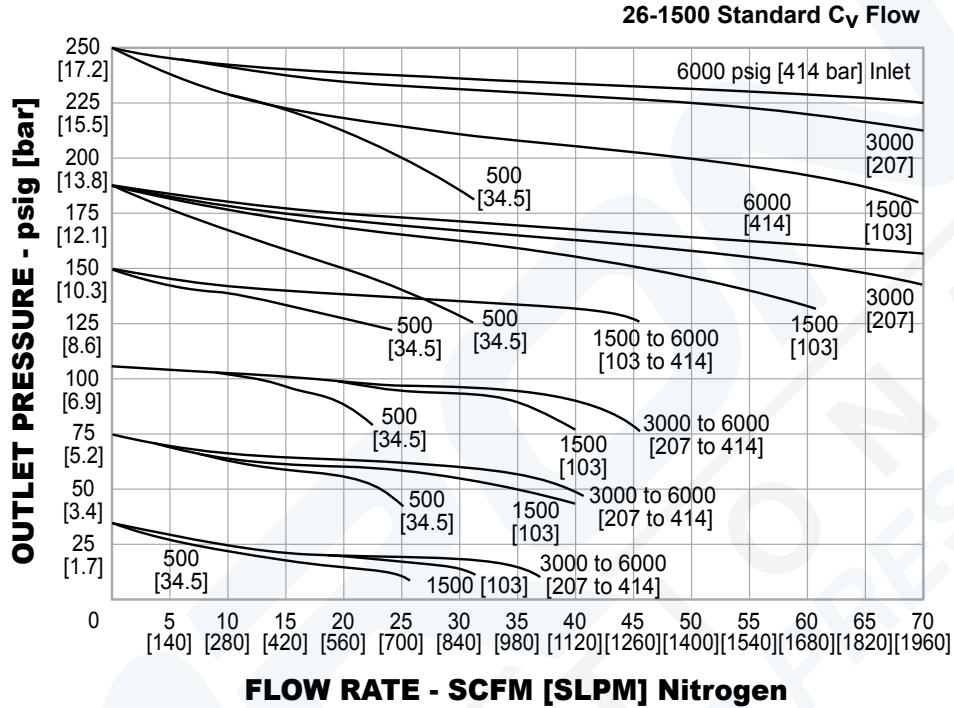
26-1500 Series Regulator Drawings



All dimensions are reference & nominal
Metric [millimeter] equivalents are in brackets

26-1500 Series Regulator Flow Charts

For more information on how to read flow curves, please refer to the Flow Curves and Calculations document (debul2007x012) in the TESCOM catalog or on www.tescom.com.



26-1500 Series Regulator Part Number Selector

Repair Kits, Accessories & Modifications may be available for this product. Please contact TESCOM for more information.

Example for selecting a part number:

26-15	6	1	-	2	4
BASIC SERIES	BODY MATERIAL	OUTLET PRESSURE RANGES		INLET, OUTLET, AND GAUGE PORT TYPE	INLET, OUTLET, AND GAUGE PORT SIZE
26-15	1 – Brass 3 – 2024 Aluminum 6 – 316 Stainless Steel	0 – 0-50 psig 0-3.4 bar 1 – 0-150 psig 0-10.3 bar 2 – 0-250 psig 0-17.2 bar		1 – SAE 2 – NPTF 3 – MS33649	4 – 1/4" 6 – 3/8" 8 – 1/2" (Stainless Steel only)



WARNING! Do not attempt to select, install, use or maintain this product until you have read and fully understood the *TESCOM Safety, Installation and Operation Precautions*.

D26150541X012 © 2012 Emerson Process Management Regulator Technologies, Inc. All rights reserved. 05/2012.
 Tescom, Emerson Process Management, and the Emerson Process Management design are marks of one of the Emerson Process Management group of companies. All other marks are the property of their respective owners.