

QUICK DISCONNECT COUPLERS

Series 600 Oxygen Service

Series 600 Couplings are designed for oxygen use in oxyacetylene service. Couplings include features that prevent in correct hook up of supply lines: (1) Sockets are color coded with a green sleeve; (2) nose ends of plugs have a unique configuration making it virtually impossible to mistake service lines. Couplings can also be used for compressed air, vacuum (limited) applications.

Technical Information—Series 600			
	Pressure Ratings		Flow Capacity
	Service	Failure	Cv
Connected	4,500 PSI	18,000 PSI	1.8
Disconnected	1,000 PSI	4,000 PSI	

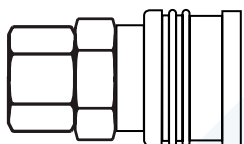
Series 3000 (1/4 in Nominal)

Pin lock quick-Connective Couplings are used for compressed air, gases, grease/oil, paint and vacuum service (limited). Easy and automatic push-to-connect design provides instantaneous connect and disconnect of lines, plus automatic shut-off of socket end of line. When connected, the plug is free to swivel 360° eliminating kinking of hose. Use this type of coupling where only automatic shut-off of Socket end of line is required.

Technical Information—Series 3000			
	Pressure Ratings		Flow Capacity
	Service	Failure	Cv
Connected	3,000 PSI	12,000 PSI	1.1
Disconnected	2,000 PSI	8,000 PSI	

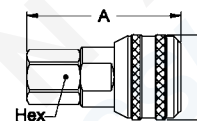
Sockets, Female NPT End Connections

Part No.		Female End Connection
Standard	UL Series	
GR-600	UL-600	1/8 in. FPT
GR-602	UL-602	1/4 in. FPT
GR-604	UL-604	3/8 in. FPT
GR-605R	UL-605R	9/16-18 FT



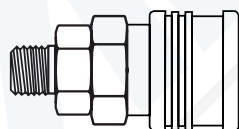
Sockets, Female NPT End Connections

Part No.	Female End Connection	Dimensions	
		A	B
Brass Only			
HAN-2800	1/8 in. FPT	1.95	1.19
HAN-3000	1/4 in. FPT	2.17	1.19
3200	3/8 in. FPT	2.23	1.19



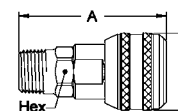
Plug, Female NPT End Connection - Brass

Part No.		Male End Connection
Standard	UL Series*	
GR-601	UL-601	1/8 in. MPT
GR-603	UL-603	1/4 in. MPT
GR-604R	UL-604R	9/16-18 MT
GR-605	UL-605	3/8 in. MPT
GR-600-43	UL-600-43	7/16-20 MT*
GR-600-63	UL-600-63	5/8-18 MT*



Sockets, Male NPT End Connections

Part No.	Male End Connection	Dimensions	
		A	B
Brass Only			
2900	1/8 in. MPT	2.11	1.19
HAN-3100	1/4 in. MPT	2.26	1.19
3300	3/8 in. MPT	2.26	1.19
3000-43	7/16-20 MPT	2.20	1.19
3000-63	5/16-18 MPT	2.33	1.19



*UL Series with lock sleeve comply with certain OSHA and UL requirements. For sleeve lock device, add suffix "SL" to the part number.

Dust Cap Socket - Use P-SDC- 1- HK
Any plug and socket from the same series, regardless of end connections, fit together to make a coupling assembly.

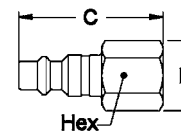
Plug, Female NPT End Connection - Brass

Part No.	Female End Connection
00*	1/8 in. FPT
02	1/4 in. FPT
05-R	9/16-18 FT



Plug, Female NPT End Connection

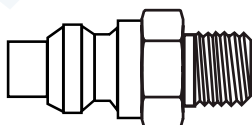
Part No.	Female End Connection	Dimensions	
		C	D
Brass Only			
11B	1/4 in. FPT	1.63	0.80
Stainless			
LL-11	1/4 in. FPT	1.63	0.80



Plugs only available in 1/4 in..

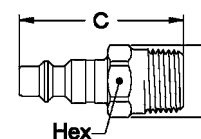
Plug, Male NPT End Connection - Brass

Part No.	Male End Connection
01A	1/8 in. MPT
03	1/4 in. MPT
04R	9/16-18 FT



Plug, Male NPT End Connection

Part No.	Male End Connection	Dimensions	
		C	D
Brass Only			
B-10	1/4 in. MPT	1.75	0.66
Stainless			
LL-10	1/4 in. MPT	1.75	0.66



Plugs only available in 1/4 in..